




ST719 SE Regional Steer

The ST719 SE is Sumitomo's newest deep regional steer tire designed to deliver high mileage in regional applications. With a variety of the latest S-Tech Design features, this tire delivers excellent traction, even wear, better fuel efficiency and ride comfort. With improved high-scrub compounding properties, the ST719 SE provides the performance you require.

FEATURES & BENEFITS

- Deep 21/32" tread depth for maximum mileage in the steer position.
- Stone ejectors in the base of the tread groove to promote casing integrity.
- Wide solid shoulders evenly dispense contact pressure for long, even wear with high wear performance tread compound to boost resistance to tread scrubbing.
- Wavy tread groove design to resist tread groove strain while slightly stiffening shoulder rigidity for improved handling.
- Built with SmartWay Verified technology.



Product Code	Tire Size	Service Desc.	Load Range / Ply	Pref Rim Width (inch)	Min Rim Width (inch)	Single Max Load (lbs)	Dual Max Load (lbs)	I.P. (psi)	Overall Diameter (inch)	Section Width (inch)	Min Dual Spacing (inch)	Tread Depth (X/32")	Static Loaded Radius (inch)	Revs Per Mile	Max Speed (mph)
5533352	11R22.5	146/143L	H/16	8.25	7.50	6,610	6,005	120	41.6	11.3	12.5	21	19.4	499	75
5533359	11R24.5	149/146L	H/16	8.25	7.50	7,160	6,610	120	43.4	11.4	12.5	21	20.3	479	75
5533375	295/75R22.5	146/143L	H/16	9.00	8.25	6,610	6,005	120	40.3	11.7	13.2	21	18.8	516	75
5533378	285/75R24.5	147/144L	H/16	8.25	7.50	6,780	6,175	120	41.3	10.9	12.5	21	19.4	503	75



SUMITOMO TIRES

For what drives you.

ST719SE

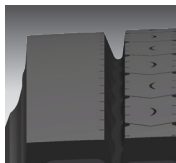
Regional Steer




4D Nano Design Technology improves fuel efficiency, lessens environmental impact and increases wet weather grip.



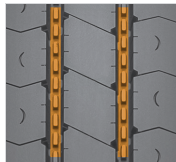
S-Tech Design is a collection of the most advanced features Sumitomo has to offer in the new medium truck lines. It is the optimal combination of specific features in each application segment working together for maximum performance and durability. All Sumitomo tires are designed with a four belt package.




Deep 21/32" tread depth for maximum mileage



Significantly wider tread face for consistent retreadability, with wide, solid shoulders that evenly disperse contact pressure for long, even wear



Stone ejectors in the base of the tread groove promote casing integrity



Wavy tread groove design resists tread groove strain and helps stiffen shoulder rigidity for improved handling

PERFORMANCE DATA

- Reduced irregular wear and more miles to removal are achieved through a combination of:
 - Wider tread footprint
 - Anti-high scrub tread compounds
 - Optimal rib location
 - Deep 21/32" tread depth
- Improved retreadability with wider buffing width

WARRANTY

- 6 Years from Original Purchase Date
- 2 Recap Casing Warranty



TBC Corporation
4300 TBC Way
Palm Beach Gardens, FL 33410-4248

 **SUMITOMO TIRES**
sumitomotrucktires.com • treadxpress.com • 1-866-822-4968

Every effort has been made to verify the accuracy of the listed specifications. TBC Corporation and TBC Brands cannot be held responsible for any discrepancies, and as such, the information should be considered as approximate.